

به نام خدا

با عرض سلام و ادب خدمت والدین عزیز، ضمن سپاس از همراهی شما عزیزان، گزارش هفته نوزدهم را به شرح ذیل به اطلاع می‌رسانم.

1- مرور درس های قبل .

2- تدریس کلمات و مکالمه جدید .

3- گوش دادن به فایل های صوتی کتاب 60,61,62,63,64,65,66 Tracks :

4- تکرار و تمرین به صورت گروهی و انفرادی .

5- ارسال فایل صداگذاری قسمت Speaking برای تمرین پرسش و پاسخ .

6- پخش کلیپ های مرتبط با درس .

7- انجام بعضی بازی های مربوط به درس ها .

8- انجام صفحه های مربوط به کتاب کار .

9- انجام تمرین های مختلف مربوط به درس های کتاب.

10- ارسال تکالیف در سامانه دانش آموزی .

13. دانش آموزان عزیز حتما در خانه به فایل های صوتی کتاب گوش کنند.

14. دانش آموزان عزیز جمله های ارسال شده برای دیکته را تکرار و تمرین کنند.

صفحه 42 کتاب

Lesson Three Song

1 Listen, point, and repeat. 60

pool armbands ice cream frisbee jungle gym

2 Listen and sing. 61 3 Sing and do.

Let's sing!

At the park!
At the park,
it's so much fun.
For you, for me, for everyone!

Play on the seesaw,
Play in the pool.
Eat an ice cream,
It's nice and cool.

Play with a frisbee,
Play with a ball.
Play on the slide,
It's fun for all.

At the park,
it's so much fun.
For you, for me, for everyone!

42 Unit 5 The park

*در این صفحه کلمات جدید تکرار و تمرین شد ،
دانش آموزان عزیز جمله های مرتبط با کلمات را
ساختند و به فایل صوتی گوش دادند و شعر را تکرار و
تمرین کردند و روخوانی انجام شد .

صفحه 43 کتاب

Lesson Four Phonics

1 Listen, point, and repeat. 62

Qq Rr Ss Tt Uu
queen rabbit sofa tiger umbrella

2 Listen and chant. 63

Where is the queen? Q, q, queen.
Where is the rabbit? R, r, rabbit.
Where is the sofa? S, s, sofa.
Where is the tiger? T, t, tiger.
Where is the umbrella? U, u, umbrella.

3 Listen to the sounds and join the letters. 64

What does the queen have?

t s q t r r t
q r u s u q u
s u t q t s r

4 Read and circle the sounds q, r, s, t, u at the start of the words.

The queen is on the sofa.
The queen has a rabbit.
The tiger is on the sofa.
The tiger has an umbrella.

Initial sounds Unit 5 43

*در این صفحه حروف تکرار و تمرین شدند و مثال
های مربوط به آنها تکرار و تمرین شد. دانش آموزان
عزیز به فایل صوتی گوش دادند ، سپس برای تمام مثال
ها جمله ساختند . در قسمت بعد به سی دی مربوط به
شعر کتاب گوش دادند و روخوانی انجام شد و تمرین
های بعد در کلاس انجام شد .


صفحه 44 کتاب

Skills Time!

Lesson Five

Reading

1 What can you see in the park? Point and say.
2 Listen, read, and point. 65



Look! This is a park. Can you see the boys and girls in the park?
Where are their toys? Can you help?

1 This is Toby.
His toy is under a tree.
What is it?

2 Her name is Sara.
Can you see her toy?
It is on the slide.

3 His name is Pete.
His toy is in the soccer goal.
Can you see it?

4 This is Anna.
Her toy is under the swing.
What is it?

3 Read again. Match the children and toys.

1 doll 2 car 3 kite 4 frisbee

44 Unit 5 Reading: a puzzle text

*در این صفحه دانش آموزان عزیز در مورد تصاویر صحبت کردند و به فایل صوتی گوش دادند ، سپس روخوانی انجام شد و به سوال های مربوط به متن جواب دادند .

Listening

- پخش فایل های صوتی 60 الی 65 تکرار و تمرین فایل صوتی در کلاس انجام شد . دانش آموزان عزیزم به فایل ها گوش دادند و به صورت انفرادی و گروهی روخوانی کردند . (والدین گرامی لطفا در برگ های A4 اضاف شده در انتهای کتاب ، مدت زمان گوش دادن به سی دی دانش آموزان عزیزم را بنویسید .)

Reading

- از روی کلمات و متن جدید به صورت انفرادی و گروهی تکرار شد ، همچنین دانش آموزان عزیزم به صورت دو نفره پرسش و پاسخ انجام دادند.

Writing

- صفحه های 42، 43 و 44 کتاب کار انجام شد .

Dictation

- دانش آموزان عزیز جمله های زیر را برای هفته آینده تکرار و تمرین کنید و برای دیکته آماده باشید .

- It's a rabbit .
- It's an umbrella .
- Where 's the sofa ?
- They play on the seesaw .

Speaking



سوال های مربوط به درس تکرار و تمرین شد و به صورت دو نفره در کلاس انجام شد .

- What do you see in the playground ? I see a slide .
- What do you see in the playground? I see a seesaw .
- What do you see in the playground ? I see a goal .
- What do you like to do ? I like to play on the slide .
- Do you like to play on the swing ? Yes, I do / No, I don't .
- Where are the books ? They're in the bag .
- Where is the ball ? It's on the desk .
- Is your pencil in the bag ? Yes , it is / No, it isn't .
- Is your book under the desk ? Yes, it is / No, it isn't .
- Where are you pens ? They're in my pencil case .

- Are your books in the bag ? Yes, they are / No, they aren't .
- Name a word that starts with Qq: Queen .
- Name a word that starts with Rr: Rabbit .
- Name a word that starts with Ss: Sun .
- Name a word that starts with Tt: Tiger .
- Name a word that starts with Uu: Umbrella .

تكالیف

جلسه اول



In the Name of God

Family and Friends 1

Grade 3

*Listen to CD tracks : 60,61


*Do workbook on page :42



* Write each sentence one line .

- It's a big pool .
- They are armbands .
- I like ice cream .
- It's a frisbee .
- This is a jungle gym .

Please practice these questions :

- What do you see in the playground ? I see a jungle gym .
- Where's the ball? It's in the goal .




In the Name of God

Family and Friends 1 Grade 3

*Listen to CD tracks : 62,63,64
*Do workbook on page :43

* Write two examples for each letter.



Qq	Rr	Ss	Tt	Uu



Please change these sentences to questions :

It is a frisbee .
.....?

They are armbands.
.....?


In the Name of God

Family and Friends 1 Grade 3

*Listen to CD track: 65
*Do workbook on page :44

* Unscramble these sentences :

- on-the-slide - is- it .
- is-what-it ?
- Sara-name- her-is .
- It's - under-tree-the .



Please practice these questions :

-What do you see in the park ? I see a slide , a swing , a jungle gym .

Where's the car ? it's under the tree .



In the Name of God

Family and Friends 1

Grade 3

-Please draw a park and talk about it .



Hello everybody !

I go to the park everyday . There 's a slide , There's a swing
There are trees and flowers . I can play with my friends .

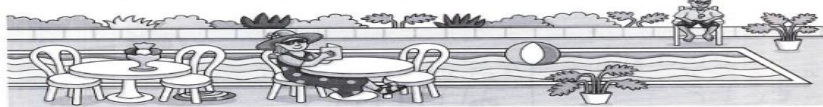
Please practice dictation :



- It's a rabbit .
- It's an umbrella .
- Where 's the sofa ?
- They play on the seesaw .

Lesson Three Words

1 Write. frisbee ice cream pool



- 1 What's in the pool ? A ball.
- 2 Where's the frisbee ? It's under the chair.
- 3 Where's the ice cream ? It's on the table.

2 Look and write.

tree seesaw frisbee pool slide ice cream



1 s e e s a w
2 t r e e



3 s l i d e
4 p o o l




5 i c e c r e a m
6 f r i s b e e



Lesson Four Phonics

1 Match.

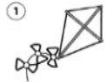


2 Read and write the letters q, r, s, t, and u.



The queen is on the sofa.
The queen has a rabbit.
The tiger is on the sofa.
The tiger has an umbrella.

3 Write.



kite



nurse



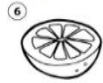
queen




rabbit



tiger



orange



sofa



umbrella

Initial sounds Unit 5 43

Skills Time!

Lesson Five

Reading

1 Look at the picture. Read and write.

doll ball bike kite teddy bear

- 1 A toy is under a tree. What is it? It's a bike.
- 2 A toy is on the slide. What is it? It's a teddy bear.
- 3 A toy is in the goal. What is it? It's a ball.
- 4 A toy is in a tree. What is it? It's a kite.
- 5 A toy is on the seesaw. What is it? It's a doll.



2 Read and write T (true) or F (false).

- 1 The bike is in a tree. F
- 2 The teddy bear is under the slide. F
- 3 The ball is in the goal. T
- 4 The kite is in a tree. T
- 5 The doll is on the seesaw. T

44 Unit 5 Reading: a puzzle text

با سپاس

بخش زبان دبستان احسان .