

به نام خدا

پایه ی ششم

سلام و عرض ادب خدمت همراهان عزیز و ضمن سپاس از همراهی شما عزیزان گزارش هفته **بیستم** را به اطلاع می رسانم.

در این هفته **صفحات 32 و 33** از کتاب Family & friends 4 تدریس شد.

در صفحه **32** کلمات جدید همراه با تصویر و معنی آنها توضیح داده شد . سپس روخوانی مکالمه را داشتیم. در ادامه نمونه سوال از متن تمرین و پرسیده شد. طبق روال همیشه از دانش آموزان خواسته شد که مکالمه را حفظ کنند و نمونه سوالات را تمرین نمایند.

در صفحه **33** گرامر یک : که در رابطه با **ضمایر ملکی** (possessive pronouns) بود که در زبان انگلیسی برای نشان دادن مالکیت بکار می روند. این ضمایر بسیار مفید هستند چرا که به افراد کمک می کنند تا از تکرار چیزی که مالکیت را در مورد آن بیان می شوند، جلوگیری کنند. سپس روخوانی متن را داشتیم. و در ادامه نمونه سوالات حل شد.

Dictation

دیکته هفته آینده:



team



jacket



sneakers



trophy



player



kick



score a goal



racket



backpack



win (won)

Grammar 1

Possessive pronouns

Possessive pronouns

Possessive adjectives	Possessive pronouns
It's my jacket.	It's mine .
They're your sneakers.	They're yours .
It's his racket.	It's his .
It's her water bottle.	The water bottle is hers .
They're our trophies.	They're ours .
It's their backpack.	The backpack is theirs .

This jacket is hers!

Use **whose** for the question.
Whose jacket is it?

ضمایر ملکی (Possessive pronouns)

در زبان انگلیسی برای نشان دادن مالکیت بکار می روند.

این ضمایر بسیار مفید هستند چرا که به افراد کمک می کنند تا از تکرار چیزی که مالکیت را در مورد آن بیان می شوند، جلوگیری کنند.

Mine / Yours / Hers / His / Theirs / Ours

A Possessive Pronoun replaces a **possessive adjective + noun** to avoid repeating information that is already clear.

- This book is **my book**, not **your book**. (Sounds repetitive)

- This book is **mine**, not **yours**. (Sounds more natural)




number	person	possessive pronouns
singular	1st	mine
	2nd	yours
	3rd	his, hers
plural	1st	ours
	2nd	yours
	3rd	theirs




Speaking

1




Leo Come on. Let's play soccer!
Max Great! Let's make two teams.
Leo and Amy against Holly and me.

2




Leo It's cold now. Let's put on our jackets.
Max Whose jacket is this? Is it yours, Amy?
Amy Yes, it's mine. Thanks.

3



Amy Is this one yours, Leo? It's blue.
Leo Yes, my jacket's blue.
Max This one is mine. And this blue jacket is hers. Here you are, Holly.

4



Holly That jacket is very small, Leo.
And mine is really big.
Leo Oh no! I have yours.
That's why it's so small for me!

1-What do they want to do?

They want to play soccer.

2-How many teams do they make?

They make two teams.

3-Who plays against Holly and Max?

Leo and Amy play against Holly and Max.

4-How is the weather?

It's cold.

5-What do they want to wear?

They want to wear their jackets.

6-Whose jacket is this?

It's for Amy. (It's hers).

7-Whose jacket is blue?

Leo's and Holley's jackets are blue.

8-Whose jacket is very small?

Leo's jacket is very small.

9-Whose jacket is really big?

Holly's jacket is really big.

Who is your favorite soccer player?
Where is he from?
Which team is he playing for?

My favorite soccer player is ...

He is from ...

And he is playing for ...



What team do you root for? What team do you cheer for? What's your favorite soccer team?

I root for Barcelona / I cheer for Liverpool / My favorite soccer team is A.C Milan.

Who is your favorite soccer player?

My favorite soccer player is ... / I like ...

Where is he/she (the player) from?

He/ She is from ... / Argentina / He is from Portugal / He's from Sweden

Which team is he/she (the player) playing for?

He's playing for / He's playing for Juventus / He's playing for Barcelona

Whose pen, is it? It's mine.

Whose sneakers are these? They're yours.

Whose ball, is it? It's theirs.

Whose racket, is it? It's his.

Whose water bottle, is it? It's hers.

Whose backpack, is it? It's ours.

Listening

کلمات جدید صفحات 32 و 33 بصورت تصویری آموزش و توضیح داده شد. به کمک فایل صوتی کلمات تکرار و تمرین شدند.

صفحات 32 و 33 تدریس و روخوانی شد. به کمک فایل صوتی تکرار و تمرین شد.

Reading

روخوانی کلمات و مکالمه صفحات 32 و 33 همراه با فایل صوتی کتاب تمرین شد.

روخوانی صفحات 32 و 33 در منزل مرور و تمرین شود.

Writing

- تمرین های صفحات 29 و 30 و 31 و 32 کتاب کار انجام شد.
- دیکته هفته ی آینده هرشب تمرین شوند.
- تکالیف داده شده طی هفته را در صفحات بعد مشاهده بفرمایید.

با سپاس از همراهی شما

In The Name of God


Grade: 6

Unit: 4 / page 32

Homework no.: 51

Time of sending: until 20.00

1. Please listen to your CD, **track no. 30 and 31.**
2. Do the **activity book** pages 30 and 31.
3. **Memorize** the dialogue **parts 1 and 2.**
4. Read the dialogue and answer the questions.



1. What do they want to do?

They want to play soccer.

2. How many teams do they make?

They make two teams.

3. Who plays against Holly and Max?

Leo and Amy play against Holly and Max.

In The Name of God

Grade: 6

Unit: 4 / page 33

Homework no.: 52

Time of sending: until 20.00

1. Please listen to your CD, track no. 30 and 31.
2. Do the activity book page 32.
3. Memorize the dialogue parts 3 and 4.
4. Choose the correct possessive pronouns. Then match with the picture.

Mine yours his hers its ours theirs

1. I have a new book. It is mine.
2. She has a new cat. It is hers.
3. They have new pillows. It is theirs.
4. We have new shoes. They are ours.
5. He has a new car. It is his.
6. You have a new toy. yours
7. The dog has a new bone. It is its.
8. The chair belongs to Mary. It is hers.



In The Name of God

Grade: 6

Unit: 4 / pages 32 & 33

Homework no.: 53

Time of sending: until 20.00

1. Please listen to your CD, track no. 30 and 31.
2. Do the activity book page 33.
3. Choose the best answer to complete each sentence.

1. Are those lovely kids?
a.my b.him **c.yours** d.they



2. The jacket is, I have just bought it.
a.our b.my c.me **d.mine**



3. My painting is ok, but I likemuch more.
a.her **b.hers** c.your d.our



4. Her eyes are green andare blue.
a.his b.he c.my d.they



5. That's not their house. is much bigger.
a.Your b.They c.My **d.Theirs**



5. The red car is, not the yellow one.
a.Your **b.ours** c.its d.our

