

به نام خدا

با عرض سلام و ادب خدمت والدین عزیز، ضمن سپاس از همراهی شما عزیزان، گزارش هفته بیست و دوم را به شرح ذیل به اطلاع می‌رسانم.

1-مرور درس های قبل .

2-تدریس کلمات و متن جدید .

3-گوش دادن به فایل های صوتی کتاب 73,74,75,76,77,78 Tracks :

4-تکرار و تمرین به صورت گروهی و انفرادی .

5-ارسال فایل صداگذاری قسمت Speaking برای تمرین پرسش و پاسخ .

6-پخش کلیپ های مرتبط با درس .

7-انجام بعضی بازی های مربوط به درس ها .

8-انجام صفحه های مربوط به کتاب کار .

9-انجام تمرین های مختلف مربوط به درس های کتاب.

10-ارسال تکالیف در سامانه دانش آموزی .

11. دانش آموزان عزیز حتما در خانه به فایل های صوتی کتاب گوش کنند.

12.دانش آموزان عزیز جمله های ارسال شده برای دیکته را تکرار و تمرین کنند.

صفحه 50 کتاب

Lesson Three Song

1 Listen, point, and repeat. 73

Here are more people in my family.

aunt uncle cousin

2 Listen and sing. 74 3 Sing and do.

Let's sing!

In my family

In my family,
In my family,
Lots of love,
For you and for me.

Mom and dad,
Sisters and brothers,
Grandma and grandpa,
Cousins and others.

In my family,
In my family,
Lots of love,
For you and for me.

50 Unit 6 My family

*در این صفحه کلمات جدید تکرار و تمرین شد و دانش آموزان عزیز با کلمات جدید جمله ساختند. در قسمت بعد در مورد تصاویر صحبت کردند و شعر را تکرار و تمرین کردند و روخوانی انجام شد.

صفحه 51 کتاب

Lesson Four Phonics

1 Listen, point, and repeat. 75

Vv Ww Xx Yy Zz

van window box yo-yo zebra

2 Listen and chant. 76

Here is a van, v, v, van.
Here is a window, w, w, window.
Here is a box, x, x, box.
Here is a yo-yo, y, y, yo-yo.
Here is a zebra, z, z, zebra.

3 Listen to the sounds and join the letters. 77

What is in the van?

x w y z w x z

z x v x z w w

y v w y v y x

4 Read and circle the sounds v, w, x, y, z.

Look out of the window.
What can you see?
I can see a zebra in a van.
And a yo-yo on a box.

Initial sounds Unit 6 51

*در این قسمت حروف و صداها هر حرف تکرار و تمرین شد و مثال های مربوط به هر حرف تکرار شد و دانش آموزان عزیز روخوانی شعر و کلمات را انجام دادند، در قسمت سوم و چهارم تمرین های مربوط به این قسمت انجام شد.


صفحه 52 کتاب

Skills Time!
Lesson Five

Reading

1 Point and say the family words. 2 Listen and read. 🎧

Hi, I'm Beth. I'm at the park with my family.



1 It's windy today. Oh no! Where's Grandpa's hat?
2 Grandpa's hat is in the tree!
3 My mom throws a ball. No, Grandpa's hat is still in the tree.
4 My dad jumps. No, Grandpa's hat is still in the tree.
5 My brother gets on Dad's shoulders. Can he get the hat?
6 Yes, he can! Here's Grandpa with his hat. He's happy now.

3 Read again. Write T (true) or F (false).

1 The family is at the park. T 2 The hat is in the goal. ___
3 It is Beth's hat. ___ 4 Beth's grandpa is happy now. ___

52 Unit 6 Reading: a caption story

*در این صفحه ابتدا دانش آموزان عزیز در مورد تصاویر صحبت کردند و کلمات جدید تدریس شد، سپس به فایل صوتی گوش دادند و تکرار و تمرین انجام شد و دانش آموزان عزیز روخوانی متن را انجام دادند.

Listening

- پخش فایل های صوتی 73,74,75,76,77,78 تکرار و تمرین فایل صوتی در کلاس انجام شد. دانش آموزان عزیز به فایل ها گوش دادند و به صورت انفرادی و گروهی روخوانی کردند. (والدین گرامی لطفا در برگ های A4 اضاف شده در انتهای کتاب، مدت زمان گوش دادن به سی دی دانش آموزان عزیز را بنویسید.)

Reading

- از روی کلمات و متن جدید به صورت انفرادی و گروهی تکرار شد، همچنین دانش آموزان عزیز به صورت دو نفره پرسش و پاسخ انجام دادند.

Writing

- صفحه های 50 و 51 و 52 کتاب کار انجام شد .

Dictation

- دانش آموزان عزیز جمله های زیر را برای هفته آینده تکرار و تمرین کنید و برای دیکته آماده باشید .

- **It's windy today .**
- **I'm at the park .**
- **She is my aunt .**
- **He is my uncle .**
- **They are my cousins.**

Speaking

سوال های مربوط به درس تکرار و تمرین شد و به صورت دو نفره در کلاس انجام شد .

-Name your family members : Mom , Dad, brother, sister , grandma , grandpa .

-How many brothers and sisters do you have ? I have one brother and one sister .

-Who is she ? She is my mom .

-Who is he ? He is my dad .

-What is the sister of your mother called ? Aunt .

-What is the brother of your mother called ? Uncle .

-What is the child of your aunt called ? Cousin

-Who are they ? They are my cousins .

-Is he your brother ? Yes, he is.

-Is she your sister ? No, she isn't .



-Whose book is this ? It's my Mom's book .

- Whose umbrella is this ? It's Billy's umbrella .
- Is this your pencil ? Yes, it is .
- Is this her book ? No, it isn't .
- Name a word that starts with Vv : Van
- Name a word that starts with Ww: Wave
- Name a word that has the letter Xx in it : Box
- Name a word that starts with Yy: Yo-yo
- Name a word that starts with Zz: Zoo
- How's the weather ? It's Sunny / windy .

تکالیف

- تکالیف و جواب آنها هر جلسه در گروه ها خدمت والدین عزیز ارسال شد .

جلسه اول

In the Name of God

Family and Friends 1 Grade 3


*Listen to CD tracks :73-74

*Do workbook on page: 50

*Please practice reading the song on page 50.

*Please write the new words :

- Aunt
- uncle
- cousin



- Please practice these questions:
- What is the sister of your mother called ? Aunt .
- What is the brother of your mother called ? Uncle .
- What is the child of your aunt called ? Cousin.



In the Name of God



Family and Friends 1 Grade 3

*Listen to CD tracks :75,76,77
*Do workbook on page: 51

*Please write two examples for each letter .

Vv	Ww	Xx	Yy	Zz

Please make sentence with these words:
-Window
-Box



In the Name of God

Family and Friends 1 Grade 3


*Listen to CD track : 78
*Do workbook on page: 52
*Please practice reading on page 52.


Unscramble these sentences:

-today -It's -windy .
-happy-now-he-is .
-Grandpa's -in-the-hat-tree-is.
-is-Where-grandpa's -hat ?

Please practice these questions :

-How's the weather ? It's Sunny / windy .
-Who are they ? They are my cousins .





In the Name of God

Family and Friends 1 Grade 3

*Please answer these questions with **Yes/No**.

-Is this your hat ? Yes,.....

-Is he your brother ? Yes,.....

-Is she your cousin? No,.....

-Are they your sisters ? No,.....

Please practice dictation


-It's windy today .

-I'm at the park .



-She is my aunt .

-He is my uncle .

-They are my cousins.





Lesson Three Words


1 Color the  words red and the  words yellow.


mom grandpa dad sister grandma brother


2 Find and circle the family words. Then write.


1  dad _____


3  brother _____


5  cousin _____



2  mom _____

4  sister _____


6  grandpa _____

7  grandma _____


Lesson Four Phonics

1 Say the sound. Say the words. Color the correct picture.


Vv




Ww




Xx




Yy





Zz





2 Write.

 v an


 W indow

 bo X


 y o-yo

 Z ebra

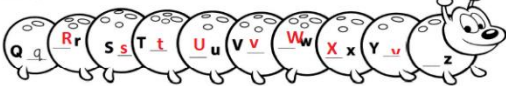
3 Read and write the letters v, w, x, y, and z.



Look out of the window.
What can you see?
I can see a zebra in a van,
And a yo-yo on a box.



4 Write.



Skills Time!

Lesson Five

Reading

1 Read and number the pictures.

- 1 My sister's kite is in the tree. Look!
- 2 My dad throws a ball.
- 3 My uncle throws his hat.
- 4 A bird's in the tree. It has the kite.
- 5 Thank you, bird!
- 6 Here's my family with the kite. We are happy now.

Hello, I'm Oli!



2 Read again and write.

kite uncle tree bird ball

- 1 His sister's kite is in the tree.
- 2 Oli's dad throws a ball.
- 3 Oli's uncle throws his hat.
- 4 A bird is in the tree, too.
- 5 Here's Oli's family with the kite.

با سپاس

بخش زبان دبستان احسان .