

به نام خدا

با عرض سلام و ادب خدمت والدین عزیز، ضمن سپاس از همراهی شما عزیزان، گزارش هفته بیست و سوم را به شرح ذیل به اطلاع می‌رسانم.

1- مرور درس های قبل .

2- تدریس کلمات و مکالمه جدید .

3- گوش دادن به فایل های صوتی کتاب Track: 79,80,81,82

4- تکرار و تمرین به صورت گروهی و انفرادی .

5- ارسال فایل صداگذاری قسمت Speaking برای تمرین پرسش و پاسخ .

6- پخش کلیپ های مرتبط با درس .

7- انجام بعضی بازی های مربوط به درس ها .

8- انجام صفحه های مربوط به کتاب کار .

9- انجام تمرین های مختلف مربوط به درس های کتاب.

10- ارسال تکالیف در سامانه دانش آموزی .

11. دانش آموزان عزیز حتما در خانه به فایل های صوتی کتاب گوش کنند.

12. دانش آموزان عزیز جمله های ارسال شده برای دیکته را تکرار و تمرین کنند.

صفحه 53 کتاب

Lesson Six

Listening

1 Listen and number the correct picture. 

Speaking

2 Point, ask, and answer.  Who's this? It's Beth's dad.

Writing preparation

3 Circle the question marks and underline the sentences.
What's your name? My name's Beth.

1 How old are you? I'm seven. 2 Who's this? It's Beth's aunt.
3 How are you? I'm fine. 4 What's this? It's a bird.
5 Where's the kite? It's in the tree. 6 Where's Beth? She's at the park.

Complete the writing task on page 53 of the Workbook.

page 53

Listening, speaking, writing Unit 6 53

*در این صفحه دانش آموزان عزیز در مورد تصاویر صحبت کردند و به فایل صوتی گوش دادند و تمرین مربوط به آن را انجام دادند. در قسمت بعد پرسش و پاسخ به صورت دو نفره انجام شد.

قسمت مربوط به نوشتار تکرار و تمرین شد و تمرین مربوط به آن انجام شد.


صفحه 54 کتاب

Review 2

1 Circle the odd-one-out. Write.

1 doctor nurse goal farmer goal
2 swing zookeeper seesaw slide
3 aunt uncle brother white
4 mom firefighter mailman pilot
5 frisbee paint armbands pool

2 Number the picture.



3 Match.

1 Is Rosie a teacher? a It's in the goal.
2 Nice to meet you. b Yes, he is.
3 Where's Tim? c No, she isn't.
4 Where's the ball? d He's at school.
5 Is he a farmer? e Nice to meet you, too.

54 Review 2

*در این صفحه تمام مطالب قبل تکرار و تمرین شد و به صورت دو نفره کار شد. در قسمت بعد دانش آموزان عزیز تمرین ها را انجام دادند و سر کلاس صحبت کردند.

صفحه 55 کتاب

Review 2

4 Write. He's She's

1 He's a doctor. 2 _____ a nurse. 3 _____ a firefighter. 4 _____ a student.

5 Look at the picture again and write.

1 Where's the ball? It's in the toy box.
 2 Where's the doll? It's _____ the toy box.
 3 Where's the ruler? It's _____ the bag.
 4 Where's the teddy bear? It's _____ the bag.

6 Circle.

1 2 3 4 5 6
 p b g w s z t l o w v u n o m s r o

7 Read and color.

My work in Units 4, 5, and 6 is

☺ OK ☺☺ Good ☺☺☺ Excellent

Play a game!

Review 2 55

*این صفحه ادامه تکرار و تمرین درس های قبل می باشد و تمام تمرین ها در کلاس به صورت گروهی و انفرادی انجام شد .

صفحه 56 کتاب

7 Are these his pants?

Lesson One Words

1 Listen, point, and repeat. 80

dress socks T-shirt pants shorts

2 Listen and chant. 81

3 Listen and read. 82

1 Help! The clothes. Look, this is Rosy's dress.
 Are these her socks?
 Yes, they are.

2 Is this Billy's T-shirt?
 Yes, it is. Put it in here.

3 Are these his pants?
 No, they aren't his pants. They're my shorts!

4

56 Unit 7 My clothes

*در این صفحه کلمات جدید تکرار و تمرین شد و دانش آموزان به فایل صوتی گوش دادند و روخوانی انجام شد . با کلمات جدید جمله ساختند و در مورد تصاویر صحبت کردند ، سپس به فایل صوتی گوش دادند و تکرار و تمرین انجام شد و به صورت دو نفره اجرا کردند .

صفحه 57 کتاب

Lesson Two Grammar

1 Listen to the story again and repeat. Act.
2 Look and say.

Let's learn!



This is **her** dress. These are **his** shorts. Are these **her** socks? Yes, they are. Are these **his** pants? No, they aren't.

aren't = are not

3 Write. his her



1 These are **her** socks. 2 This is **his** T-shirt. 3 This is **her** dress.

4 Point, ask, and answer.



1 ... her pants? 2 ... his shorts? 3 ... his pants? 4 ... her socks?

Are these his / her socks? Yes, they are. Unit 7 57

*در این صفحه گرامر جدید تدریس شد و مثال های زیادی تکرار و تمرین شد و پرسش و پاسخ ها به صورت دو نفره انجام شد. سپس در قسمت بعد تمرین ها به صورت گروهی انجام شد.

Listening

- پخش فایل های صوتی 79,80,81,82 تکرار و تمرین فایل صوتی در کلاس انجام شد. دانش آموزان عزیزم به فایل ها گوش دادند و به صورت انفرادی و گروهی روخوانی کردند. (والدین گرامی لطفا در قسمت تکالیف که برای بنده ارسال می کنید، مدت زمانی که دانش آموز عزیز به سی دی گوش می دهد را برای من ارسال کنید.)

Reading

- از روی مکالمه و کلمات جدید به صورت انفرادی و گروهی تکرار شد، همچنین دانش آموزان عزیز به صورت دو نفره پرسش و پاسخ انجام دادند.

Writing

- صفحه های 53,54,55,56,57 کتاب کار انجام شد .

Dictation

- دانش آموزان عزیز جمله های زیر را برای هفته آینده تکرار و تمرین کنید و برای دیکته آماده باشید .

- **This is her dress .**
- **These are his shorts .**
- **Are these her socks ?**
- **Yes, they are .**
- **No, they aren't .**

Speaking

سوال های مربوط به درس تکرار و تمرین شد و به صورت دو نفره در کلاس انجام شد .

-Name some clothes : Dress, socks, T-shirt , pants , shorts .

-What are you wearing ? I'm wearing a T-shirt .

-What's he wearing ? He's wearing a shirt .

-What is she wearing ? She's wearing socks .

-Are these your socks ? Yes, they are .

-Is this your T-shirt ? No, it isn't .

-Are these his pants ? Yes, they are .



-What color is your T-shirt ? It's yellow .

-What color are your pants ? They are green .

- Is she wearing a blue T-shirt ? Yes, she is .
- Is he wearing a brown sweater ? No, he isn't .
- Whose T-shirt is this ? It's Tim's T-shirt .
- What do you wear when it's cold ? I wear a hat .
- What do you wear when it's hot ? I wear a T-shirt .

تكاليف

جلسه اول



In the Name of God

Family and Friends 1 Grade 3

*Listen to CD track:79

*Do workbook on pages: 53,54,55

*Do pages 54 and 55 in your book.

*Read the sentences put period or question mark.


-Who's this __

-It's Beth's dad __

-What's this __

-I'm fine__

-How old are you __



- Please practice these questions:
 - Who's this ? It's Beth's aunt .
 - How's the weather ? It's windy .
 - Where's the kite ? It's in the tree .



In the Name of God

Family and Friends 1

Grade 3

*Listen to CD tracks :80,81,82

*Do workbook on page : 56

*Please memorize the conversation , pictures 1 and 2 .

*Please write the new words :

- dress
- socks
- T-shirt
- Pants
- Shorts



• Please practice these questions:

-Name some clothes: Dress, socks, T-shirt , pants , shorts

-What are you wearing ? I'm wearing a T-shirt .



In the Name of God

Family and Friends 1

Grade 3

*Do workbook on page : 57

*Please memorize the conversation, pictures 3 and 4.

Read the sentences and use her/his.

-This is momname is Kate .

-This is dad.name is Peter .

-This is my sisterbag is red .



-This is my brothercar is green .



*Please answer these questions:

- Are these his pants ? Yes,.....

-Are these her socks ? No,.....

In the Name of God

Family and Friends 1 **Grade 3**

Make sentence with these words .


-Pants:

-T-shirt :

-socks :

Please practice dictation :

- This is her dress .
- These are his shorts .
- Are these her socks ?
- Yes, they are .
- No, they aren't .



Lesson Six

Writing

1 Trace and write question marks.

? ? ? ? ? ? ? ? ? ? ? ?

2 Write with question marks and capital letters.

- who's this Who's this?
- is this your teddy bear Is this your tussy bear ?
- where's your bike Where's your bike ?
- is it a game Is it a game ?
- what's your name What's your name ?

About me!

3 Choose four family members. Write what they have.


umbrella bag bike pen car hat ball kite scooter

mom bag sister _____ aunt _____

dad pen grandma _____ uncle _____

brother hat grandpa _____ cousin _____

4 Draw and write about their things. *This is my brother's ball.*



This is my my mom's bag .


This is my dad's pen .





This is my brother's hat .

Writing about my family's things Unit 6 53



Review 2



1 Look and write.



-  This is Bob's frisbee.
-  This is Lisa's teddy bear.
-  This is Bob's ball.
-  This is Lisa's pen.

2 Write. Yes, he is. No, he isn't. Yes, she is. No, she isn't.

-  Is he a police officer?
No, he isn't.
-  Is he a farmer?
Yes, he is

-  Is she a teacher?
Yes, she is
-  Is she a zookeeper?
No, he isn't

3 Write the words in the correct box.

doctor	aunt	swing	firefighter	slide	mailman	grandma
jungle gym	uncle	nurse	cousin	seesaw		

jobs

doctor

firefighter

mailman

nurse

family

aunt

grandma

uncle

cousin

park

swing

slide

jungle gym

seesaw

54 Review 2

4 Order the words.

- 1 She's student. a She's a student.
 2 my It's ice cream. brother's It's my brother's ice cream.
 3 isn't a She teacher. She isn't a teacher.
 4 blue dark It's It's dark blue.

5 Write the questions.

frisbee bird book ball



- 1 Where's the frisbee?
 It's in the pool.
 2 Where's the ball?
 It's under the slide.
 3 Where is the bird?
 It's in the tree.
 4 Where is the book?
 It's on the swing.

6 Write.

- 1 orange
 2 Mom
 3 Umbrella
 4 Yo-yo
 5 box
 6 Window
 7 Rabbit
 8 sofa


7 Are these his pants?

Lesson One Words

1 Circle the correct word.



2 Read and color.



3 Look at the picture and write.


shorts pants T-shirt socks dress

- 1 Tim's pants are blue. 2 Tim's T-shirt is orange.
 3 Rosy's dress is red. 4 Rosy's socks are yellow.
 5 Billy's shorts are green.

Lesson Two Grammar

1 Look at the pictures and match. Then write.

shorts T-shirt pants dress



2 Write. Yes, they are. No, they aren't.



با سپاس

بخش زبان دبستان احسان .