

به نام خدا

با عرض سلام و ادب خدمت والدین عزیز، ضمن سپاس از همراهی شما عزیزان، گزارش هفته بیست و ششم را به شرح ذیل به اطلاع می‌رسانم.

- 1- مرور درس های قبل .
- 2- تدریس کلمات و متن جدید .
- 3- گوش دادن به فایل های صوتی کتاب.
- 4- تکرار و تمرین به صورت گروهی و انفرادی .
- 5- ارسال فایل صداگذاری قسمت Speaking برای تمرین پرسش و پاسخ .
- 6- پخش کلیپ های مرتبط با درس .
- 7- انجام بعضی بازی های مربوط به درس ها .
- 8- انجام صفحه های مربوط به کتاب کار .
- 9- انجام تمرین های مختلف مربوط به درس های کتاب.
- 10- ارسال تکالیف در سامانه دانش آموزی .
11. دانش آموزان عزیز حتما در خانه به فایل های صوتی کتاب گوش کنند.
12. پرسش و پاسخ کلاسی از درس های 4 و 5 سه شنبه و چهارشنبه 5 و 6 اردیبهشت در ساعت کلاسی انجام خواهد شد . لطفا دانش آموزان عزیزم فایل های Speaking را تکرار و تمرین کنند .

صفحه 64 کتاب

8 Where's Grandma?

Lesson One Words

1 Listen, point, and repeat. 2 Listen and chant.

kitchen living room dining room bedroom bathroom yard

3 Listen and read.

1 Look! I have a certificate.
Very good, Rosy. Go and show your family.

2 Where's Grandma? Is she in the kitchen?
No, she isn't.

3 Are Dad and Billy in the living room?
No, they aren't.

4 Surprise!
Good job, Rosy.
Thank you!

64 Unit 8 My house

کلمات جدید تکرار و تمرین شد و دانش آموزان عزیزم جمله با کلمات جدید ساختند . به فایل صوتی گوش دادند و تکرار کردند . در مورد تصاویر مکالمه صحبت کردند و پرسش و پاسخ انجام شد . به صورت دو نفره مکالمه در کلاس اجرا شد .

صفحه 65 کتاب

Lesson Two Grammar

1 Listen to the story again and repeat. Act.
2 Look and say.

Let's learn!

Where's Grandma? She's in the dining room.
Is she in the kitchen? No, she isn't.
Where are Dad and Billy? They're in the dining room, too.
Are they in the living room? No, they aren't.
they're = they are

3 Write. Is Are

1 Is Billy in the bedroom? Yes, he is.

2 Mom and Dad in the yard? No, they aren't.

3 Rosy's aunt and uncle in the dining room? Yes, they are.

4 Rosy in the bathroom? No, she isn't.

4 Look at the pictures again. Point, ask, and answer.

Where are Rosy's aunt and uncle? They're in the dining room.

Are they in the living room? Unit 8 65

در این صفحه دانش آموزان عزیزم جمله های جدید و سوالی را تکرار و تمرین می کنند و مثال های زیادی به صورت دو نفره تکرار شد ، سپس تکالیف مربوط به کتاب انجام شد .

صفحه 66 کتاب

Lesson Three Song

1 Listen, point, and repeat. 

 upstairs  downstairs  house  apartment  front door

2 Listen and sing.  3 Sing and do.

Let's sing!

Come into my house

Come into my house.
What can you see?
Upstairs and downstairs,
Come, follow me.
Go through the door.
Go upstairs.
What's in my bedroom?
Four teddy bears.
Go through the door.
Go downstairs.
What's in the dining room?
Table and chairs.
Come into my house ...

66 Unit 8 My house

در این صفحه کلمات جدید تکرار و تمرین شد و دانش آموزان عزیز به فایل صوتی گوش کردند. در قسمت دوم در مورد تصاویر صحبت کردند و شعر تکرار و تمرین می شود.

صفحه 67 کتاب

Lesson Four Phonics

1 Listen, point, and repeat. 

sh  shoes  sheep  fish

2 Listen and chant. 

Shirley's shoes are red,
Her T-shirt is blue.
She has a toy sheep,
And a toy fish, too.
The sheep is white,
The fish is blue.
Shirley wants to play,
With me and with you.

3 Read the chant again. Circle the sh sounds.

4 Look at the picture and circle the correct sound.

1  **sh** h s 2  sh h s

3  sh h s 4  sh h s

Diagrams sh Unit 8 67

کلمات و صداهاى جدید تکرار و تمرین شد ، دانش آموزان عزیز شعر مربوط به آن را تکرار و تمرین کردند و روخوانی انجام شد . تکالیف مربوط به این صفحه به صورت گروهی انجام شد .

Listening

- پخش فایل های صوتی 90 الی 96 مرور فایل صوتی در کلاس انجام شد . دانش آموزان عزیزم به فایل ها گوش دادند و به صورت انفرادی و گروهی روخوانی کردند . (والدین گرامی لطفا در برگ های A4 اضاف شده در انتهای کتاب ، مدت زمان گوش دادن به سی دی دانش آموزان عزیزم را بنویسید .)

Reading

- از روی کلمات و جمله های جدید به صورت انفرادی و گروهی تکرار شد ، همچنین دانش آموزان عزیز به صورت دو نفره پرسش و پاسخ انجام دادند.

Writing

- صفحه های 64 و 65 و 66 و 67 کتاب کار انجام شد .

Dictation

- دانش آموزان عزیز جمله های زیر را برای هفته آینده تکرار و تمرین کنید و برای دیکته آماده باشید .
- I'm on the jungle gym .
- Can I go on the swing ?
- She is in the kitchen .
- He is in the yard .

Speaking

سوال های مربوط به درس تکرار و تمرین شد و به صورت دو نفره در کلاس انجام شد .

-Name different parts of a house : kitchen , living room , dining room , bedroom, bathroom, yard .

-What can you do in the kitchen ? I can cook .

-What can you do in the living room ? I can watch TV .

-What can you do in the dining room ? I can eat food .

-What can you do in the bedroom ? I can sleep .

-What can you do in the bathroom ? I can take a shower .

-What can you do in the yard ? I can play soccer .

-What do you see in the living room ? I see a TV, a sofa , a lamp , a plant .

-What do you see in the bedroom ? I see beds , windows , mirrors .

-What do you see in the kitchen ? I see lamps , sink , fridge and stove .

-Where's my mother ? She's in the kitchen .

-Where's my father ? He's in the yard .



-Name some words with (sh) sounds : Shark , shape , ship , shoes .

-Are your brother and sister in the kitchen ? Yes , they are .

-Is your dad in the living room ? No, he isn't .

تكاليف

جلسه اول




In the Name of God

Family and Friends 1 Grade 3

*Listen to CD tracks :90,91,92
*Do workbook on page : 64
*Please memorize the conversation, pictures 1 and 2 .

*Please write the new words:

- kitchen
- living room
- dining room
- bedroom
- bathroom
- yard





Please practice these questions:

Name different parts of your house :

- *Kitchen
- *living room
- *dining room
- *bedroom
- *bathroom
- *Yard

How many bedrooms are there in your house ?
There are two bedrooms .

جلسه دوم




In the Name of God

Family and Friends 1 Grade 3

Do workbook on page :65
*Please memorize the conversation, pictures 3 and 4 .
Answer these questions :

1.Where's grandma ? (kitchen).....
2. Where's grandpa? (yard)
3.Where are they? (living room).....
4.Is she in the kitchen ? No,.....
5.Is he in the dining room ? Yes,.....
6.Are they in the living room ? Yes,





In the Name of God

Family and Friends 1

Grade 3

Listen to CD : Tracks 93,94

Do workbook on page :66

*Please practice reading the song .

Make sentences :

House :
Apartment :
Upstairs :
Downstairs:



Please practice these questions :

*How many living rooms are there in your house ?

There is one living room .

*What can you do in the kitchen ?

I can cook .



In the Name of God

Family and Friends 1

Grade 3

Listen to CD : Tracks : 95,96

Do workbook on page :67

Unscramble the sentences :

Sheep-is -white - The .

Can-you-see-what ?

She -is -the-kitchen - in ?

Trees -the-In - yard -are .



Dictation :

I'm on the jungle gym .

Can I go on the swing ?


She is in the kitchen .

He is in the yard .

8 Where's Grandma?

Lesson One Words

1 Number the picture.



- 1 kitchen
- 2 living room
- 3 dining room
- 4 bedroom
- 5 bathroom
- 6 yard

2 Write.

1 This is in the dining room.

2 This is in the bedroom.

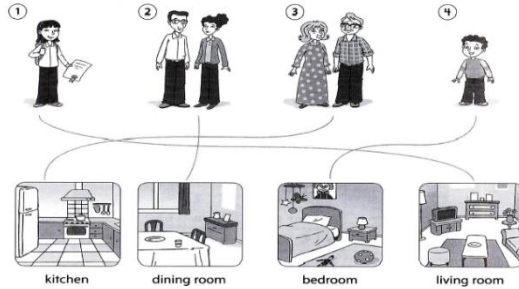
3 This is in the kitchen.

4 This is in the living room.

5 This is in the bathroom.

Lesson Two Grammar

1 Follow and write.



- 1 Where's Rosy? She's in the living room.
- 2 Where are Mom and Dad? They're in the dining room.
- 3 Where are Grandma and Grandpa? They are in the kitchen.
- 4 Where's Billy? He's in the bedroom.

2 Look and write.

- Yes, they are. No, they aren't. Yes, she is. No, he isn't.
- 1 Is Billy in the dining room? No, he isn't.
- 2 Are Grandma and Grandpa in the kitchen? Yes, they are.
- 3 Are Mom and Dad in the living room? No, they aren't.
- 4 Is Rosy in the living room? Yes, she is.

Lesson Three Words

1 Number the picture.



- 1 house
- 2 apartments
- 3 yard
- 4 upstairs
- 5 downstairs

2 Find and circle the words. Then write.

1 dining room

2 downstairs

3 upstairs

4 front door

5 house

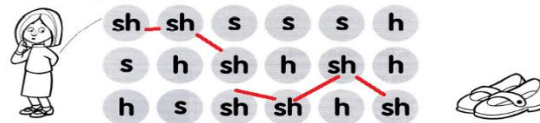
6 kitchen

7 apartment

8 yard

Lesson Four Phonics

1 Help Shirley find her shoes. Join the letters sh.



2 Write.



3 Read and write. Then color.

Shirley's shoes are red,
Her T-shirt is blue.
She has a toy sheep,
And a toy fish, too.
The sheep is white,
The fish is blue.
Shirley wants to play,
With me and you.



با سپاس

بخش زبان دبستان احسان .