

به نام خدا

با عرض سلام و ادب خدمت والدین عزیز، ضمن سپاس از همراهی شما عزیزان، گزارش هفته بیست و هفتم را به شرح ذیل به اطلاع می‌رسانم.

- 1- مرور درس های قبل .
- 2- تدریس کلمات و متن جدید .
- 3- گوش دادن به فایل های صوتی کتاب.
- 4- تکرار و تمرین به صورت گروهی و انفرادی .
- 5- ارسال فایل صداگذاری قسمت Speaking برای تمرین پرسش و پاسخ .
- 6- پخش کلیپ های مرتبط با درس .
- 7- انجام بعضی بازی های مربوط به درس ها .
- 8- انجام صفحه های مربوط به کتاب کار .
- 9- انجام تمرین های مختلف مربوط به درس های کتاب.
- 10- ارسال تکالیف در سامانه دانش آموزی .
11. دانش آموزان عزیز حتما در خانه به فایل های صوتی کتاب گوش کنند.

صفحه 68 کتاب

Skills Time!

Lesson Five

Reading

1 Point to the rooms. Say the words. 2 Listen and read.

Andy's homepage My apartment My family My friends My school

My name's Andy. This is a photo of my family in our apartment. We are in the living room.

Here is the dining room. It is little but the table is big. The kitchen is next door. It is yellow and white.

There are three bedrooms. The big bedroom is for my mom and dad.

And this is the balcony. Look, you can see my favorite tree.

Can you see my sister in a photo?

This is my bedroom. Next door is my sister's bedroom.

Add picture
Remove picture

3 Read again and write.

bedroom apartment living room dining room

1 There are photos of Andy's apartment. 2 The sofa is in the _____.

3 The _____ is little. 4 One _____ is big.

68 Unit 8 Reading: a description

*در این صفحه دانش آموزان عزیز در مورد تصاویر صحبت کردند ، سپس به فایل صوتی گوش دادند و پرسش و پاسخ در مورد متن انجام شد . به صورت گروهی و انفرادی روخوانی انجام شد . در قسمت بعد تمرین مربوط به متن انجام شد .

صفحه 69 کتاب

Lesson Six

Listening

1 Listen and number.

Speaking

2 Look at the picture again. Ask and answer.

living room bathrooms dining room bedrooms kitchen

Where are the bedrooms? They're upstairs.

Where's the kitchen? It's downstairs.

Writing preparation

3 Say the vowel letters. Circle the vowels in the words.

a e i o u This is my house.

1 This is a front door. 2 She's in the kitchen.

3 Where's Grandma? 4 Good job, Rosy.

5 Here are two bedrooms. 6 The bathroom is upstairs.

Complete the writing task on page 69 of the Workbook.

69

Listening, speaking, writing Unit 8 69

*در این صفحه دانش آموزان عزیز به فایل صوتی گوش دادند و تمرین مربوط به آن انجام شد و به صورت دو نفره پرسش و پاسخ انجام شد . قسمت نوشتار تکرار و تمرین شد و تمرین آن انجام شد .

Listening

- پخش فایل های صوتی 97و98 مرور فایل صوتی در کلاس انجام شد . دانش آموزان عزیزم به فایل ها گوش دادند و به صورت انفرادی و گروهی روخوانی کردند . (والدین گرامی لطفا در برگ های A4 اضافه شده در انتهای کتاب ، مدت زمان گوش دادن به سی دی دانش آموزان عزیزم را بنویسید .)

Reading

- از روی کلمات و جمله های جدید به صورت انفرادی و گروهی تکرار شد ، همچنین دانش آموزان عزیز به صورت دو نفره پرسش و پاسخ انجام دادند.

Writing

- صفحه های 68و69 کتاب کار انجام شد .

Dictation

- دانش آموزان عزیز جمله های زیر را برای هفته آینده تکرار و تمرین کنید و برای دیکته آماده باشید .
- There is a kitchen
- Where are they ?
- They are in the living room .
- She is in the dining room .

Speaking

سوال های مربوط به درس تکرار و تمرین شد و به صورت دو نفره در کلاس انجام شد .

-Name different parts of a house : kitchen , living room , dining room , bedroom, bathroom, yard .

-What can you do in the kitchen ? I can cook .

-What can you do in the living room ? I can watch TV .

-What can you do in the dining room ? I can eat food .

-What can you do in the bedroom ? I can sleep .

-What can you do in the bathroom ? I can take a shower .

-What can you do in the yard ? I can play soccer .

-What do you see in the living room ? I see a TV, a sofa , a lamp , a plant .

-What do you see in the bedroom ? I see beds , windows , mirrors .

-What do you see in the kitchen ? I see lamps , a sink , a fridge and a stove .

-Where's my mother ? She's in the kitchen .

-Where's my father ? He's in the yard .

-Name some words with (sh) sounds : Shark , shape , ship , shoes .

-Are your brother and sister in the kitchen ? Yes , they are .

-Is your dad in the living room ? No, he isn't .

-Describe your house please: My house is very big and nice. It has three bedrooms, It has one kitchen and one living room , It has a big yard too .

تکالیف

- تکالیف و جواب آنها هر جلسه در گروه ها خدمت والدین عزیز ارسال شد .

جلسه اول

In the Name of God

Family and Friends 1 Grade 3
Listen to CD: **Track 97**
Do workbook on page :68
Draw the picture of your house and talk about it .



Hello everybody, my name is
This is my house. It's very big. It has four bedrooms and one living room.
It has one kitchen and two bathrooms. We are a happy family.





Please practice these questions :

- *What can you do in the kitchen ? I can cook .
- *What can you do in the living room ? I can watch TV .
- *What can you do in the bedroom ? I can sleep .

جلسه دوم

[fit one full page to window]


 

In the Name of God

Family and Friends 1 Grade 3
Do workbook on page :69
Listen To CD : **Track : 98**

**Please write four sentences with vowel sounds, then circle the vowels in the sentences . (a/e/i/o/u) . (This is my hat .)

•
•
•
•






In the Name of God

Family and Friends 1 Grade 3

*Please be ready to read on page 68.

Unscramble these words :

- *throomba
- *ardy
- *chenkit
- *romoliingv
- *rmoobed



Practice dictation in your notebook:

- *There is a kitchen
- *Where are they ?
- *They are in the living room .
- *She is in the dining room .



Skills Time!

Lesson Five

Reading

1 Look at the picture. Read and point.

My name is Mike. I live in an apartment.
I live with my mom, my dad,
my big brother, Paul, and my grandma.
In my apartment there are three bedrooms.
One bedroom is for my mom and dad.
One bedroom is for my grandma.
And the other bedroom is for me and Paul.
Also in the apartment, there is a kitchen,
a big living room, and a bathroom.

2 Read again. Circle and write.

1 Mike lives in an apartment .
house ~~apartment~~ yard

2 Paul is Mike's brother .
~~brother~~ sister grandpa

3 There are three bedrooms.
two ~~three~~ four

4 One bedroom for Mike's grandma.
kitchen apartment ~~bedroom~~

68 Unit 8 Reading: a description

Lesson Six

Writing

1 Say the vowel letters. Circle the vowels in the words.

a e i o u

b@g u@ pen h@ o@ i@ e@ g

box ink

2 Write the words in the correct box.

a	e	i	o	u
bag	pen	fig	on	up
hat	egg	ink	box	


About me!

3 Circle the words about your home.

yard kite front door bedroom bathroom zebra

kitchen dining room face living room

4 Draw your home. Then write about the rooms.



This is the kitchen .
This is the dining room .
This is the bathroom .
This is the living room .

These are the bedrooms .
These are _____ .

Writing about my home Unit 8 69