

به نام خدا

پایه چهارم، هفته سی و یکم

سلام و عرض ادب خدمت همراهان عزیز و ضمن سپاس از همراهی شما عزیزان گزارش هفته سی و یکم را به اطلاع می‌رسانم.

در این هفته صفحات 124 و 125 کتاب درسی تدریس شد.

صفحه 124

Skills Time!

Lesson Five

Reading

- 1 What can you see in the picture? Point and say. 2 Listen and read. 🎧



Hi Ben,

I am on vacation here with my sister, mom, and dad. The beach is great. It is long and sandy. I have a new pail and shovel, so we can make sandcastles. There are shells and crabs on the beach, too. I have a bat and ball too, so we can play games together.

The ocean is blue and clean here. We can swim in the ocean and go in a boat. I like boats, so I'm happy about that.

Our hotel is really nice. I can see the ocean from my bedroom. There is a swimming pool at the hotel. I can swim here, too!

From,
Robbie



Ben Jones

18 Park Avenue

New York City, NY

10016

USA

- 3 Read again. Circle the correct word.

- 1 Robbie is on vacation with his brother / sister. 2 The ocean is green / blue.
3 Robbie can / can't see the ocean from his bedroom. 4 There are crabs / frisbees on the beach.
5 Robbie likes trains / boats.


124

Unit 15 Reading: a postcard


در این صفحه داستان داده شده که در مورد تعطیلات در ساحل بود توسط توصیف تصاویر و گوش داده به سی دی تدریس شد. روخوانی تکرار و تمرین شد. خلاصه درس به بچه ها گفته شد و از بچه ها خواسته شد خلاصه درس را در خانه بنویسند.

Lesson Six


Listening

1 Listen and write A or B.  175

A



B



1 A 2 3 4 5 6

Speaking

2 Look at the pictures again. Point and say.

play with a bat and ball play soccer	find crabs and shells play frisbee	make a sandcastle put on sunscreen
---	---------------------------------------	---------------------------------------

Let's play soccer. Great. OK!

Writing preparation

3 Circle the verbs.

Let's run. Let's go in a boat.

1 Let's swim.	2 Let's walk.
3 Let's play ball.	4 Let's find shells.
5 Let's put on sunscreen.	6 Let's make a sandcastle.

Complete the writing task on page 125 of the Workbook.

page 125

Listening, speaking, writing Unit 15 125

در این صفحه در قسمت **listening** تمرین داده شده انجام شد و از بچه ها خواسته شد با توجه به گوش دادن به سی دی حروف **a** و **b** را در زیر تصاویر بنویسند.

در قسمت **speaking** از بچه ها خواسته شد با استفاده از کلمات داده شده

بهم پیشنهاد های مختلف بدهند.

و در قسمت **writing**، در مورد فعل های موجود در جمله توضیح داده شد و تمرینات انجام شد.

Speaking

1. Can you name some cvc words with letter u.
2. Do you ever write a postcard?
3. Do you ever go on a vacation?
4. What do you do?
5. Do you ever write about your vacation?
6. Do you like go to the beach?
7. Do you play games at the beach?


Listening

CD Tracks: Track 175 on page 124.
Track 176 on page 125.

Reading


روخوانی متن داده شده در صفحه 124.
روخوانی تمرینات داده شده در صفحه 125.

Writing



In the Name of God

- 1- Listen to the CD on page 124.
- 2- Practice the reading.
- 3- Practice the dictation.
- 4- Do workbook page 124.
- 5- Write the summary of reading on page 124.




Homework page 124

Skills Time!

Lesson Five

Reading

1 Read.
You can see lots of animals at the beach.
There are fish and there are birds.
There is another animal at the beach.
This animal has a big shell. What is it? It is a crab!
Crabs live in the ocean and on the beach.
Crabs are different colors. They can be white, black, red, orange, or brown.
They have ten legs. Two legs are big and eight legs are small.
They can swim and they can run, but they cannot fly.



2 Read again and write.


- 1 What animals are at the beach? There are fish. There are _____.
- 2 Does a crab have a shell? _____
- 3 How many legs does a crab have? _____
- 4 How many legs are big? _____
- 5 How many legs are small? _____
- 6 Can crabs run? _____

124 Unit 11 Reading an information text

Lesson Six

Writing

- 1 Read. Underline the verbs.
1 Let's climb. 2 Let's sing a song.
3 Let's run. 4 Let's play ball.
- 2 Write. run sing climb play



Let's sing a song. Let's _____ ball. Let's _____

About me!

- 3 Circle what you can see at the beach.
sandcastle both bed shells pool downstairs crabs
ball bat kite sofa sunscreen frisbee board shovel
- 4 Draw and write about you at the beach.

I am at the beach.
There is a _____
There _____
There are _____
There _____
I have a _____
I have _____

Writing about the beach. Math 11 125



In the Name of God

- 1 Listen to the CD on page 125.
- 2 Practice the reading.
- 3 Practice the dictation.
- 4 Do workbook page 125.
- 5 Write the verbs.
(swim - put on - find - make - play)

- a) Let's _____ ball.
- b) Let's _____ sunscreen.
- c) Let's _____ shells.
- d) Let's _____ in the pool.
- e) Let's _____ a sandcastle.



Homework page 125